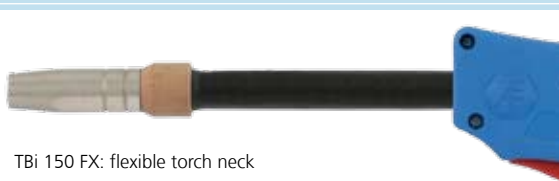
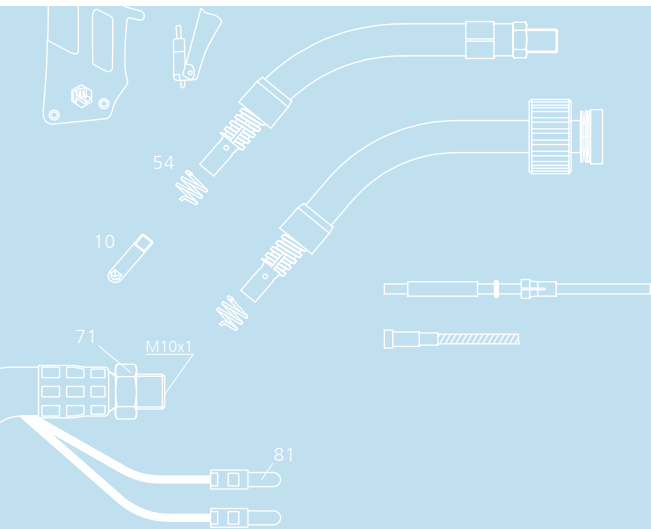




## Classic TBI 150 (FX, DR)



TBi 150 FX: flexible torch neck

### Ordering Information

TBi 150	ESG, 50° bent	102P3413_0*
TBi 150 FX	ESG, flexible torch neck	102P3413_F*
TBi 150 DR	ESG, 45° bent	102P3413_D*

\* At the blank, please insert 3, 4 or 5 for a torch length of 3, 4 or 5 m.

Aircooled

FX: flexible torch neck

DR: changeable swivel neck

TBi-Flex rubber coaxial cable

### Technical data

#### MIG/MAG (GMAW) Semi-automatic welding torch TBI 150 / 150 FX/150 DR

Rating at 60% ED  
(10 min. cycle)

- Mixed gas:	150 A
- CO <sub>2</sub> :	180 A

Cooling method Aircooling

Wire diameter 0.6 - 1.0 mm

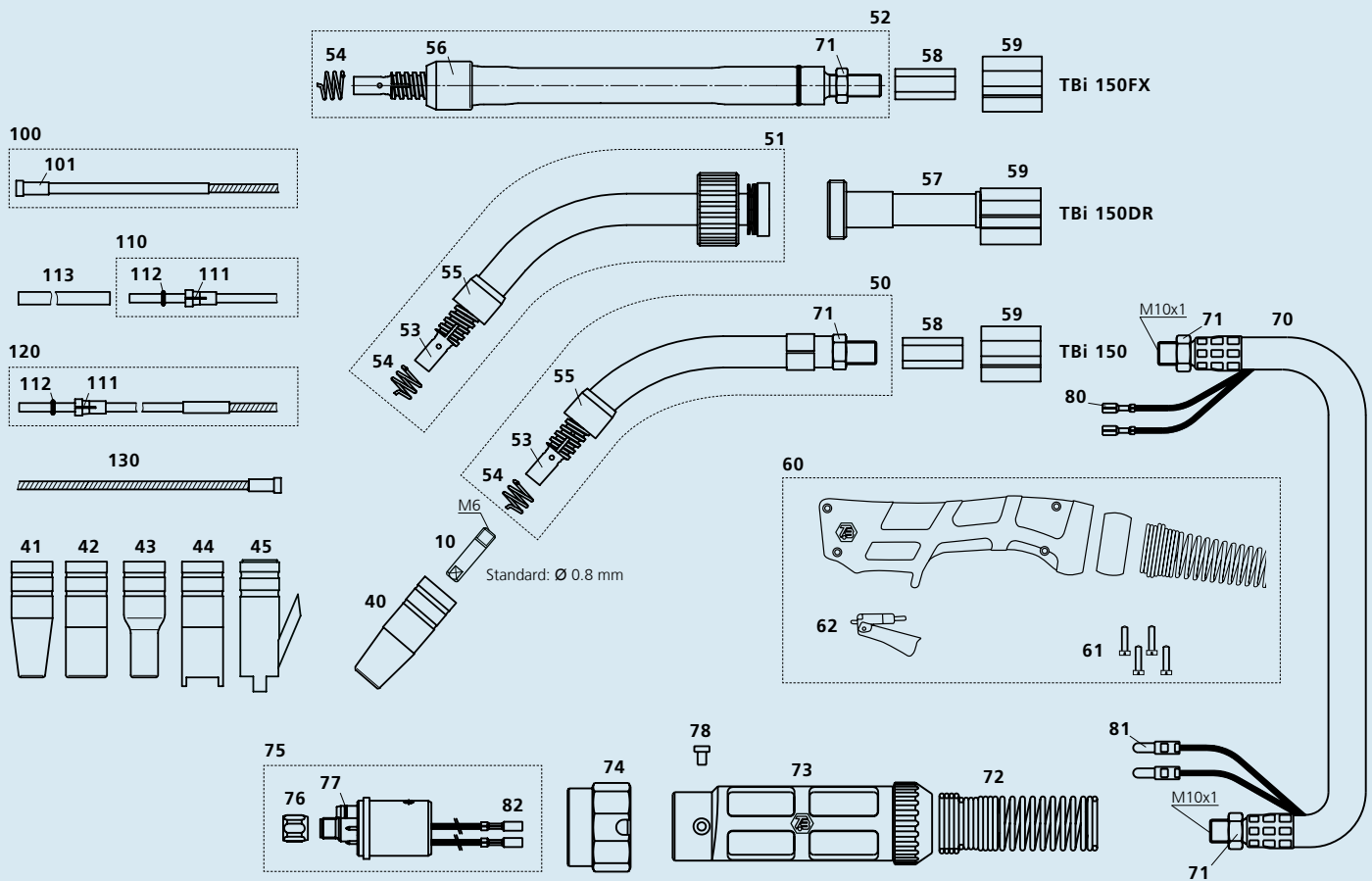
Gas flow 8 l/min

Technical specification according to IEC 60974-7

Weight with 1.5m cable 0.95 kg (TBI 150 DR: 1.25 kg)

Connection Euro-Central connector.  
Other connectors (e.g. Cloos®, ESAB®) available upon request.

Torch rating will be reduced when using pulsed-arc power sources.  
Special torch necks and custom lengths of the coaxial cable are available upon request.



Pos. Description

Part. No.

#### Contact tips

▶ 10	Contact tip M6x25, Ecu	340P_1073*
10	Contact tip M6x25, CuCrZr	340P_3073*
10	Contact tip M6x25 Alu, Ecu	341P_1073*

#### Gas nozzles

▶ 40	Nozzle con. diam. 12.0 mm	345P012002
40	Nozzle con. diam. 12.0 mm long insul.	345P012402
41	Nozzle con. diam. 9.5 mm	345P013002
42	Nozzle cyl. diam. 16.0 mm	345P011002
42	Nozzle cyl. diam. 16.0 mm long insul.	345P011402
43	Nozzle bottle form diam. 12.5 mm	345P014002
44	Spot weld nozzle diam. 16.0 mm long insul.	345P015402
45	Nozzle for nails diam. 16 mm	345P015502

#### Spare parts

50	Torch neck TBi 150, 50°	102P001002
51	Torch neck TBi 150 DR (swivel), 45°	102P001029
52	Torch neck TBi 150 FX (flexible)	102P001021
53	Nozzle support TBi 150 w/o spring	102P002037
54	Nozzle spring TBi 140/145/150	102P002011
55	Head insulator TBi 140/145/150	102P002003
56	Head insulator TBi 150 FX	102P002036
57	Support for DR necks	600P101045
58	Hex brass body M10x1	600P002126
59	PVC body	600P002017
60	Handle blue, aircooled, cpl. kit	380P220400
61	Cross recessed screw M 3.5x14	100P008413
62	Trigger, red, 2 poles	385P021016
70	TBi-Flex coaxial cable 16 sqmm	360P1611_0*
71	Hex nut M10x1	101P002005

Pos. Description

Part. No.

72	Spring support small 16-50 sqmm	600P102099
73	Cable support cpl. (2 pieces)	701P001045
74	PVC adaptor nut	701P002081
75	Central adaptor ESG cpl., 2 poles, moveable pins	701P001048
76	Sleeve nut M10x1	701P002005
77	O-ring 4.0x1.0 mm (gas nipple)	365P100040
78	Slotted screw M4x6	100P008401
80	Cable lug, flat	375P000023
81	Insulated connector, male, round	375P000004
82	Insulated connector, female, round	375P000003

#### Wire guides

100	Liner w/ insulation white (x.40 m) for wire 0.6-0.9	324P1338_4*
▶ 100	Liner w/ insulation blue (x.40 m) for wire 0.8-1.0	324P1545_4*
101	Collet for liner 1.3x3.8 mm	330P015040
101	Collet for liners dia. 4.5 mm	330P025045
110	Teflon liner blue (x.50 m) for wire 0.6-0.9	326P1540_5*
111	Collet for teflon and PA liner 2.0x4.0 mm	331P020040
112	O-ring 3.50x1.50 mm (teflon liner)	365P150035
113	Support tube 5x4.4 mm, L=150 mm	329P544150
120	PA-Alu wire guide (x.50 m) for wire 1.0-1.2	328P2040_A*
130	Liner for TBi DR Torch necks	322P204005

▶ = Standard parts

\* At the blank, please insert suitable information for torch length or wire diameter, e.g. 08 for 0.8 mm or 3 for 3 mm.

© 2006 TBI Industries GmbH. All rights reserved. Subject to change without notice. Warranty only when using original TBI consumables and spare parts. Excerpts and reprints not permitted. Nr. DOKP111112, 03/2006.

TBI Industries GmbH  
Ruhberg 14  
D-35463 Fernwald-Steinbach  
P.O. Box 67  
D-35461 Fernwald-Steinbach

Tel. + 49 6404 9171-0  
Fax. + 49 6404 9171-40  
Internet: [www.tbi-industries.com](http://www.tbi-industries.com)  
E-mail: [info@tbi-industries.com](mailto:info@tbi-industries.com)