

ERGOCUT CB 100

AUTOCUT CB 100P



PA1350	6m	1/8 G	1
PA1352	6m	Central Adaptor	1

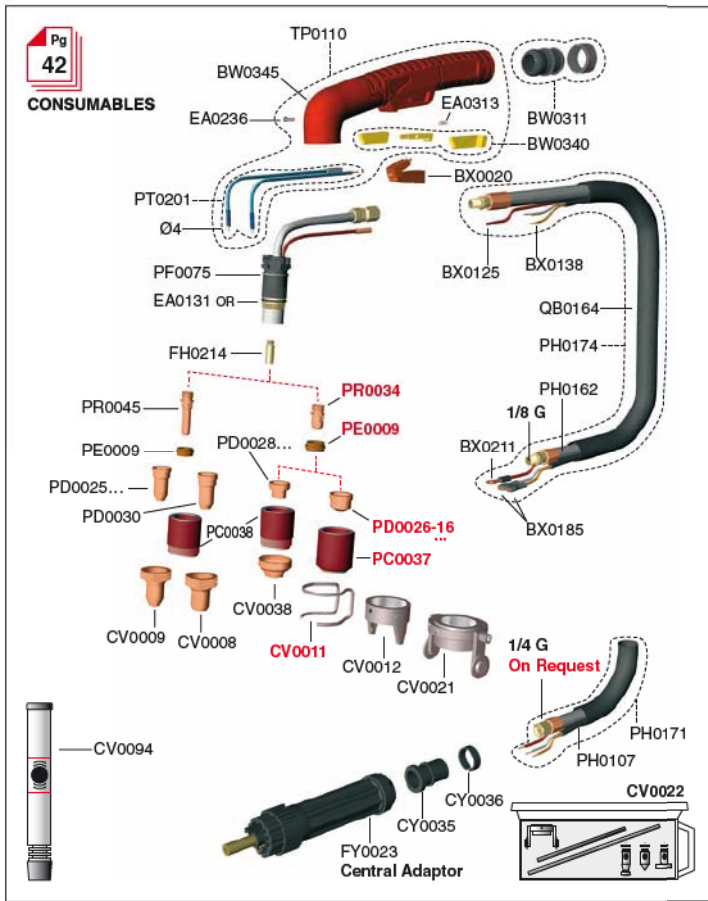
PA1216	6m	1/8 G	1
PA1219	6m	Central Adaptor	1

BW0311	cable support	1
BW0340	trigger	1
BW0345	red Plasma handle	1
BX0020	trigger	10
BX0125	pilot arc cable 2.5 mm ²	(m)
BX0138	cable 2x0.50 Ø5.2	(m)
BX0185	faston 6.35x0.8	10
BX0211	nipple Ø6	50
CV0008	stand off long guide	10
CV0009	stand off long guide	10
CV0011	stand off guide	10
CV0012	stand off guide	2
CV0021	carriage	1
CV0022	circle attachment	1
CV0038	stand off guide	10
CV0094	flowmeter CB100	1
CY0035	cable support	10
CY0036	ring cable support	10
EA0053	screw M4x4	50
EA0131	o ring Ø 19x2 Viton	10
EA0236	screw Ø 3x12	10
EA0313	spring	10
EA0390	o ring Ø 22x2 Viton	10
FH0214	air tube	1
FY0023	Plasma conn. (m) 5pin	1
PC0037	nozzle	2

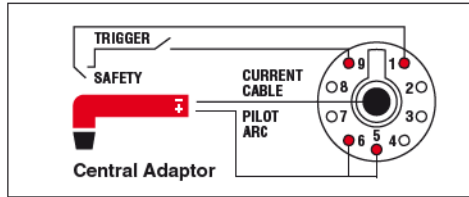
PC0038	contact nozzle Long Life	2
PD0025-14	Ø 1.4 long tip	10
PD0025-16	Ø 1.6 long tip	10
PD0025-18	Ø 1.6 long tip	10
PD0026-11	Ø 1.1 tip	10
PD0026-13	Ø 1.3 tip	10
PD0026-16	Ø 1.6 tip	10
PD0026-18	Ø 1.8 tip	10
PD0028-13	Ø 1.3 tip	10
PD0028-16	Ø 1.6 tip	10
PD0028-18	Ø 1.8 tip	10
PD0030-11	Ø 1.0 long tip	10
PE0009	diffuser	2
PF0037	torch head	1
PF0075	torch head	1
PH0107	power cable 6m 1/4G	1
PH0162	6m - 1/8G	1
PH0171	6m - 1/4G	1
PH0174	6m - 1/8G	1
PR0034	electrode Hf	10
PR0045	long electrode Hf	10
PT0201	Ergocut spring pins kit	1
QB0164	EPDM Ø22.5x25.5	(m)
TP0061	black handle metallic	1
TP0110	complete handle	1

XXXX-XX STANDARD CONSUMABLES IN RED

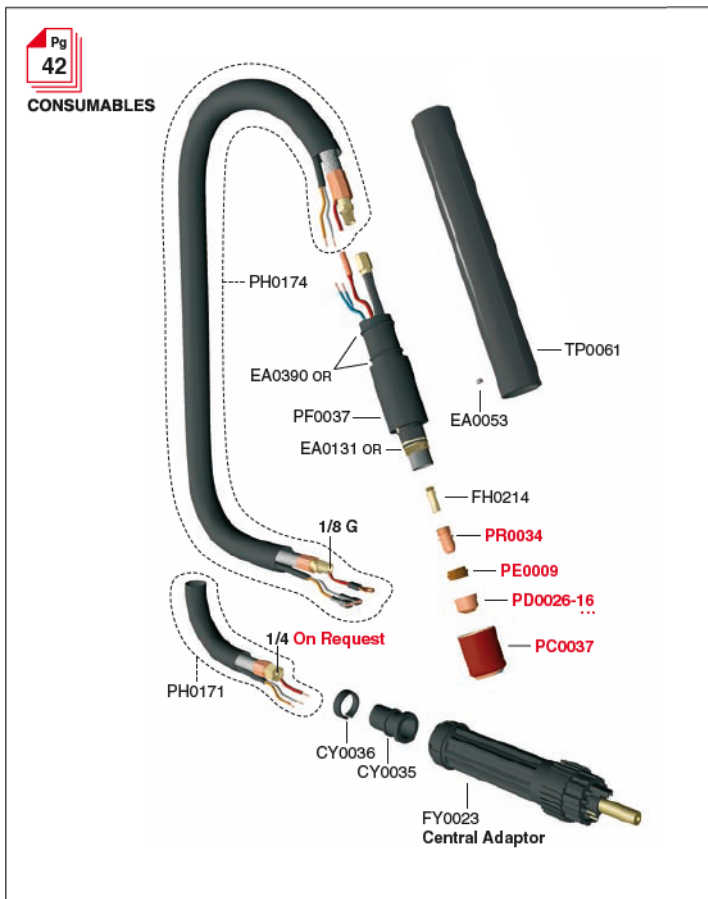
COMPLETE TORCHES CONSUMABLES CONNECTORS SPARE PARTS



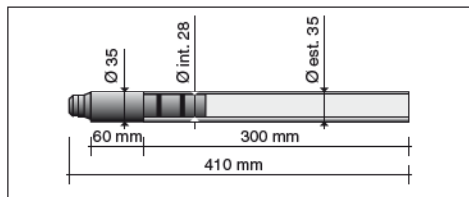
ERGOCUT CB 100



	HF		6 m		1 m
V peak	500		5 bar		180 l/min
X 60%	100A	X 100%	70A		24-30 mm



AUTOCUT CB 100P



	HF		6 m		1 m
V peak	500		5 bar		180 l/min
X 60%	100A	X 100%	70A		24-30 mm