

ERGOCUT CB 70

AUTOCUT CB 70P



PA1320	6m	1/8 G	1
PA1322	6m	Central Adaptor	1

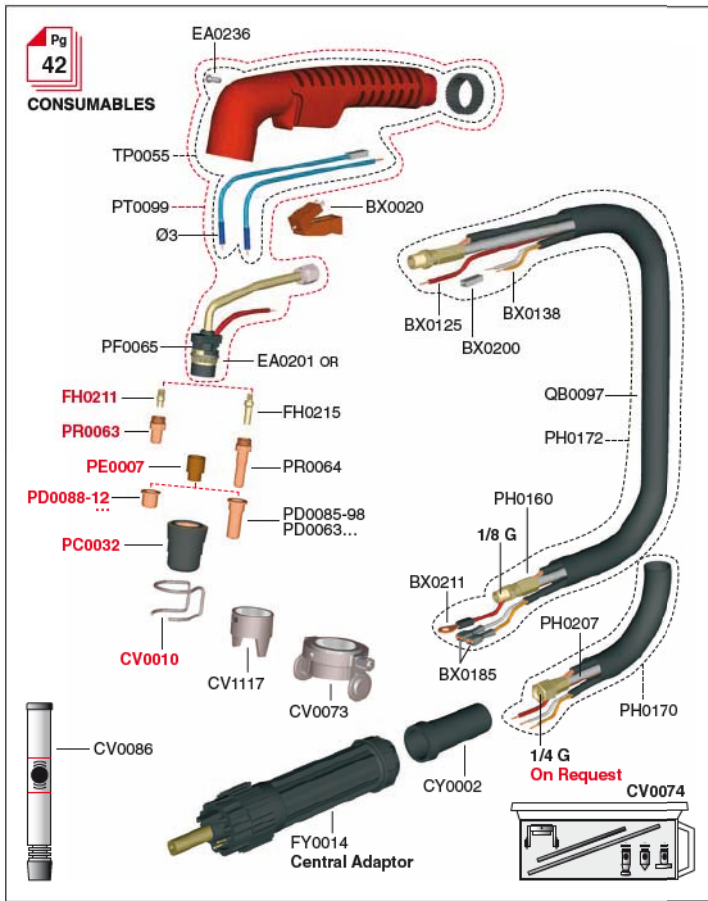
PA1290	6m	1/8 G	1
PA1291	6m	Central Adaptor	1

BX0020	trigger	10
BX0125	pilot arc cable 2.5 mm2	(m)
BX0138	cable 2x0.50 Ø5.2	(m)
BX0185	faston 6.35x0.8	10
BX0200	faston 2.8x0.8	10
BX0211	nipple Ø6	50
CV0010	stand off guide	10
CV0073	circle attachment	1
CV0074	circle attachment	1
CV0086	flowmeter CB70	1
CV1117	stand off guide	2
CY0002	cable support	1
EA0053	screw M4x4	50
EA0201	o ring Ø 11x2 red	10
EA0221	o ring Ø 14x1.78 red	10
EA0236	screw Ø 3x12	10
EA0390	o ring Ø 22x2 Viton	10
FH0211	air tube 3065204	1
FH0215	long air tube	1
FY0014	Plasma conn. (m) 7pin	1
PC0032	nozzle	2

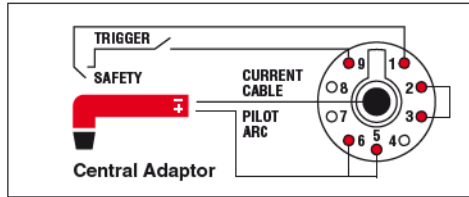
PD0063-10	Ø 1.0 long tip	10
PD0063-11	Ø 1.1 long tip Long Life	10
PD0063-12	Ø 1.1 long tip Long Life	10
PD0085-98	Ø 0.98 long tip	10
PD0088-10	Ø 1.0 long tip Long Life	10
PD0088-11	Ø 1.1 long tip Long Life	10
PD0088-12	Ø 1.2 long tip Long Life	10
PE0007	diffuser	2
PF0028	torch head	1
PF0065	torch head	1
PH0160	6m - 1/8G	1
PH0170	6m - 1/4G	1
PH0172	6m - 1/8G	1
PH0207	power cable 6m - 1/4G	1
PR0063	electrode Hf	10
PR0064	long electrode Hf	10
PT0099	kit torch head	1
QB0097	EPDM Ø20x22	(m)
TP0055	complete handle	1
TP0061	black handle metallic	1

XXXX-XX STANDARD CONSUMABLES IN RED

COMPLETE TORCHES CONSUMABLES CONNECTORS SPARE PARTS



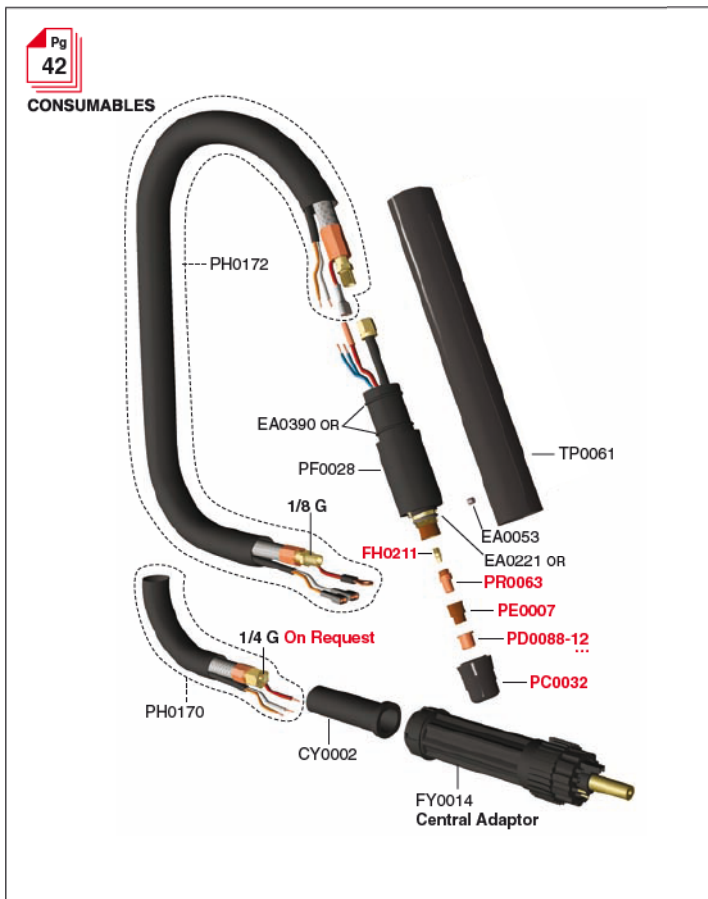
ERGOCUT CB 70



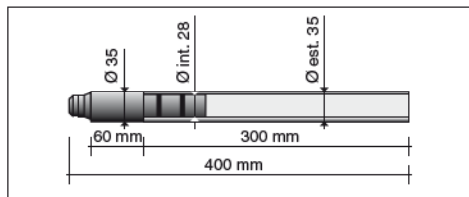
0.6 Kg

HF 6 m 1 m

V peak	500	5 bar	170 l/min
X 60%	70A	X 100% 50A	18±24 mm



AUTOCUT CB 70P



0.6 Kg

HF 6 m 1 m

V peak	500	5 bar	170 l/min
X 60%	70A	X 100% 50A	18±24 mm