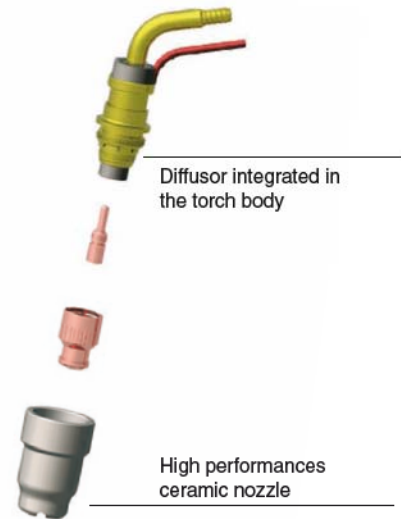



ERGOCUT A 51



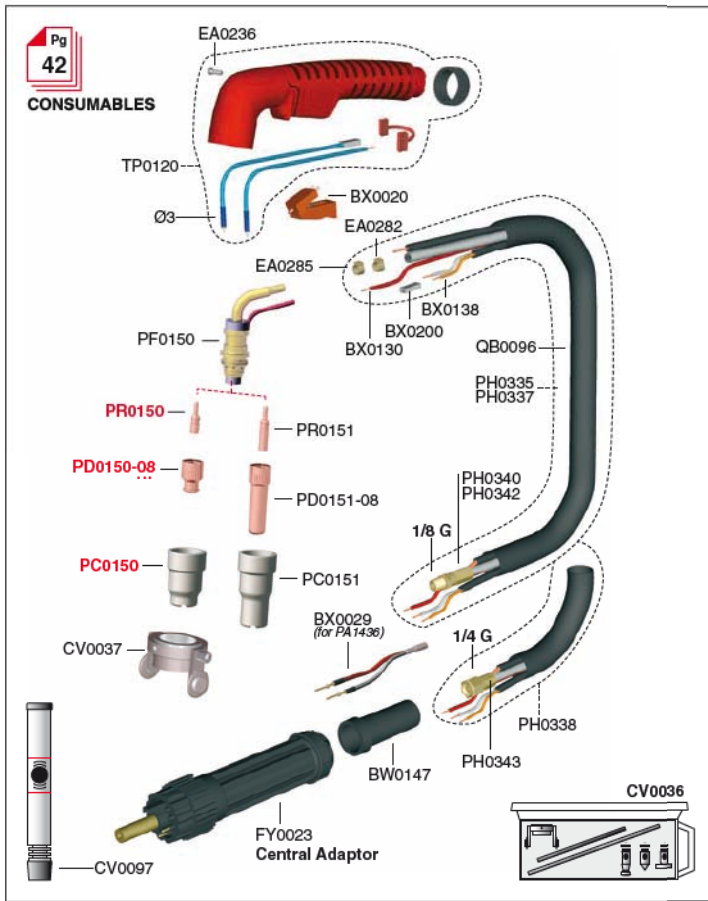
Icon	Icon	Icon	Icon
PA1430	4m	1/8 G	1
PA1432	4m	Central Adaptor	1
PA1435	6m	1/8 G	1
PA1436	6m	Central Adaptor	1

Icon	Icon	Icon
BW0147	cable Support	10
BX0020	trigger	10
BX0029	double plug	1
BX0130	cable 1.5 mm ²	(m)
BX0138	cable 2x0.50 Ø5.2	(m)
BX0200	faston 2.8x0.8	10
CV0036	circle attachment	1
CV0037	carriage	1
CV0097	flowmeter A51	1
EA0236	screw Ø 3x12	10
EA0282	d.h. clamp Ø 9.5	10
EA0285	hose clamp Ø 10.5	10
FY0023	Plasma conn. (m) 5pin	1
PC0150	ceramic nozzle	2
PC0151	long ceramic nozzle	2

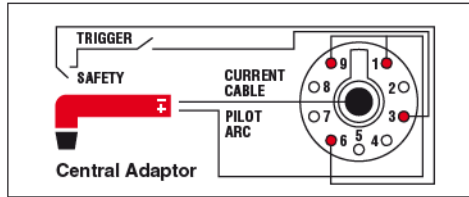
Icon	Icon	Icon
PD0150-08	Ø 0.8 tip	10
PD0150-10	Ø 1.0 tip	10
PD0151-08	Ø 0.8 long tip	10
PF0150	torch head	1
PH0335	4 m - 1/8G	1
PH0337	6m - 1/8G	1
PH0338	6m - central	1
PH0340	power cable 4m - 1/4G	1
PH0342	6m - 1/8G air current	1
PH0343	6m - central air current	1
PR0150	electrode Hf	10
PR0151	long electrode Hf	10
QB0096	EPDM Ø16x18.2	(m)
TP0120	complete handle	1

XXXX-XX STANDARD CONSUMABLES IN RED

COMPLETE TORCHES
 CONSUMABLES
 CONNECTORS
 SPARE PARTS



ERGOCUT A 51



	HF		4 - 6 m		1 m
V peak	500		5 bar		165 l/min
X 60%	50A	X 100%	40A		10±15 mm

