

# ERGOCUT S 45

# AUTOCUT S 45P



Icon	Icon	Icon	Icon
PA0165	6m	1/4 G	1
PA0166	6m	Central Adaptor	1
PA0167	4m	1/4 G	1

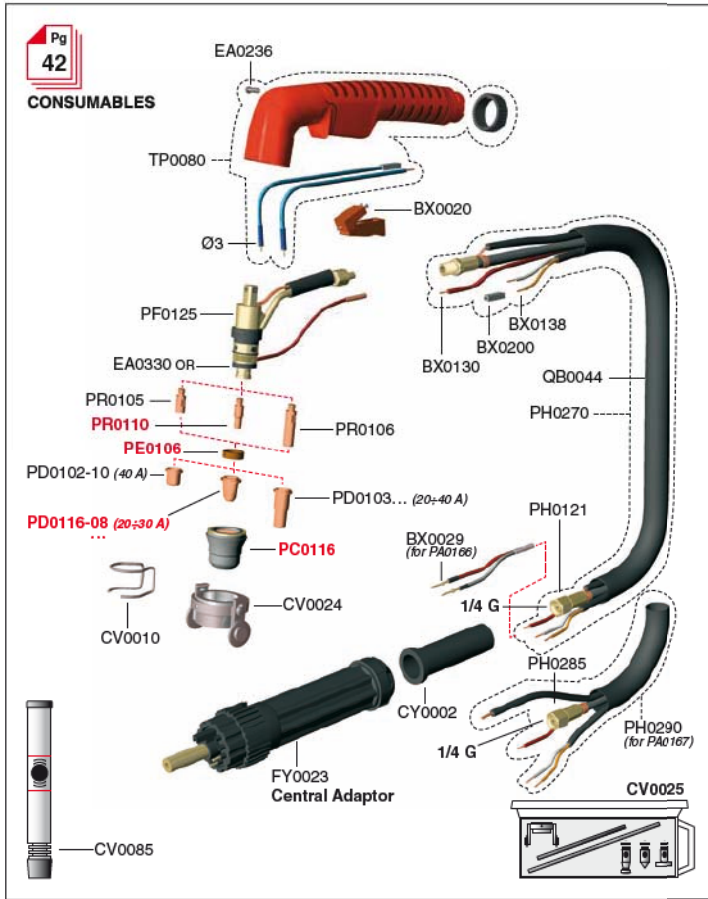
Icon	Icon	Icon	Icon
PA1580	6m	1/4 G	1
PA1581	6m	Central Adaptor	1

Icon	Icon	Icon
BX0020	trigger	10
BX0029	double plug	1
BX0130	cable 1.5 mm2	(m)
BX0138	cable 2x0.50 Ø5.2	(m)
BX0200	faston 2.8x0.8	10
CV0010	stand off guide	10
CV0024	carriage	1
CV0025	circle attachment	1
CV0085	flowmeter S25 / S45	1
CY0002	cable support	1
EA0236	screw Ø 3x12	10
FY0023	Plasma conn. (m) 5pin	1
PC0116	nozzle S25 / S45	4
PD0103-09	Ø 0.9 long tip	10
PD0103-65	Ø 0.65 long tip	10
PD0116-06	Ø 0.65 tip	10

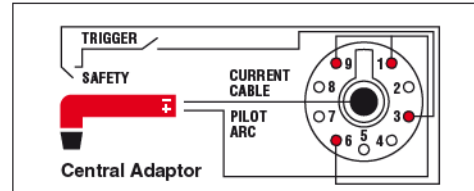
Icon	Icon	Icon
PD0116-08	Ø 0.8 tip	10
PD0116-09	Ø 0.9 tip	10
PE0106	diffuser	2
PF0125	torch head	1
PF0126	torch head	1
PH0121	power cable 6m 1/4G	1
PH0270	6m - 1/4G	1
PH0285	power cable 4m 1/4G	1
PH0290	4m - 1/4G separate	1
PR0105	electrode Hf	10
PR0106	long electrode Hf	10
PR0110	electrode Hf	10
QB0044	EPDM Ø14x16.5	(m)
TP0061	black handle metallic	1
TP0080	red handle	1

XXXX-XX STANDARD CONSUMABLES IN RED

COMPLETE TORCHES
  CONSUMABLES
  CONNECTORS
  SPARE PARTS




# ERGOCUT S 45



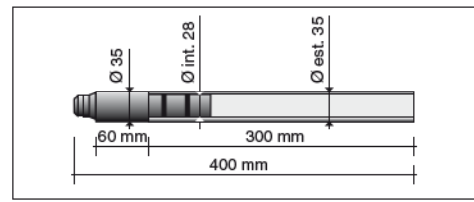
0.4 Kg

NO HF 4-6 m 1 m

V peak	500	5 bar	115 l/min
X 60%	40A	8±12 mm	



# AUTOCUT S 45P



0.6 Kg

NO HF 6 m 1 m

V peak	500	5 bar	115 l/min
X 60%	40A	8±12 mm	