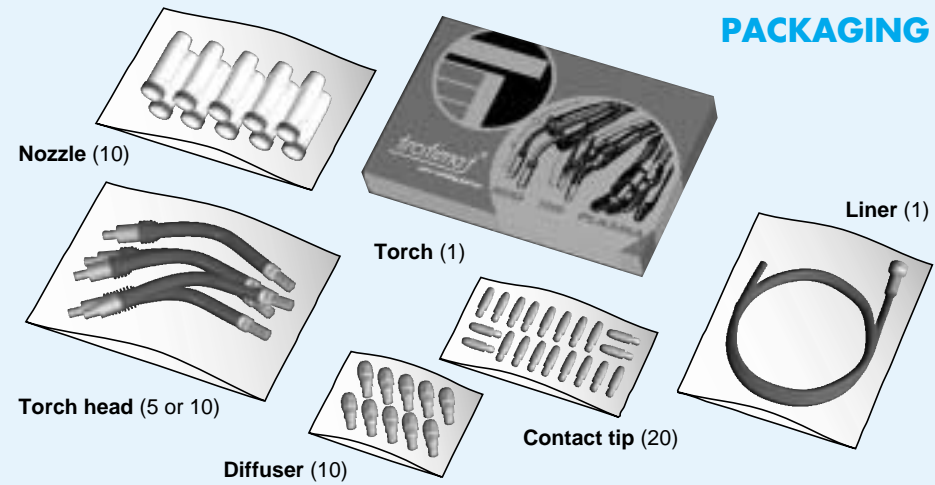




PACKAGING



	MAXI 4000	m	Liner	Adaptor	Trigger
EURO FIXED PINS	MB 0343	3	GM 540	AR 101	BX 24
	MB 0344	4	GM 541	AR 101	BX 24
	MB 0345	5	GM 542	AR 101	BX 24
EURO SPRING PINS	MB 2343	3	GM 540	AR 102	BX 24
	MB 2344	4	GM 541	AR 102	BX 24
	MB 2345	5	GM 542	AR 102	BX 24
EURO-SAF SPRING PINS 3 CONTACTS	MB 2347	3	GM 540	AR 103	BX 68
	MB 2348	4	GM 541	AR 103	BX 68
	MB 2349	5	GM 542	AR 103	BX 68

Control leads	BX 156	3 m
	BX 157	4 m
	BX 158	5 m
Wire conduit	QB 90	3 m
	QB 91	4 m
	QB 92	5 m
Water inlet hose	QB 76	3 m
	QB 77	4 m
	QB 78	5 m
Water and power cable	QA 19	3 m
	QA 20	4 m
	QA 21	5 m
Cable assembly cover	MQ 205	3 m
	MQ 206	4 m
	MQ 207	5 m



NEW
NEW

MAXI 4000

MIG TORCHES



trafimet[®]
your welding partner


TRAFIMET spa claims that all items on this catalogue are manufactured in conformity with the "low voltage" CE 73/23 directive as per EN 50078 standard. The company reserves the right to modify any of its products without notice. TRAFIMET spa is the registered owner of all trademarks, patents and models.

Copyright © July 1997 • by TRAFIMET spa (Print 11/99) EA 0550



EN 50078

trafimet[®]
your welding partner



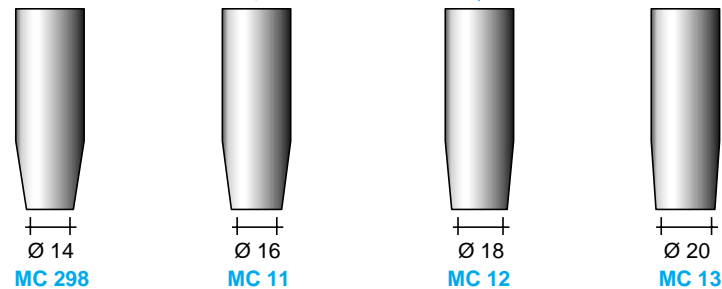
BX 24 • Standard

BX 68 Microswitch



ME 9

MD 5-08	Ø 0.8	MD 5-58	Ø 0.8	ALUMINIUM	MD 5-80	Ø 1.0
MD 5-09	Ø 0.9	MD 5-59	Ø 0.9		MD 5-82	Ø 1.2 • Standard
MD 5-10	Ø 1.0	MD 5-60	Ø 1.0	CuCrZr	MD 5-84	Ø 1.4
MD 5-12	Ø 1.2	MD 5-62	Ø 1.2		MD 5-86	Ø 1.6
MD 5-14	Ø 1.4	MD 5-66	Ø 1.6			
MD 5-16	Ø 1.6	MD 5-70	Ø 2.0			
MD 5-20	Ø 2.0	MD 5-74	Ø 2.4			
MD 5-24	Ø 2.4					



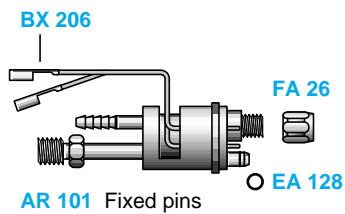
MC 298

MC 11

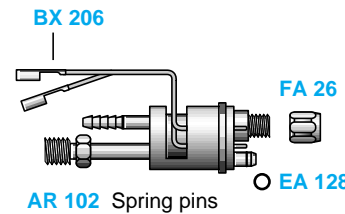
MC 12

MC 13

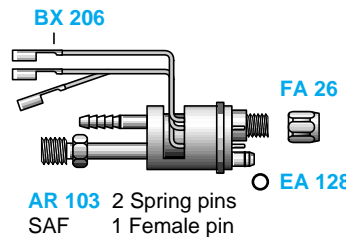
• Standard



AR 101 Fixed pins

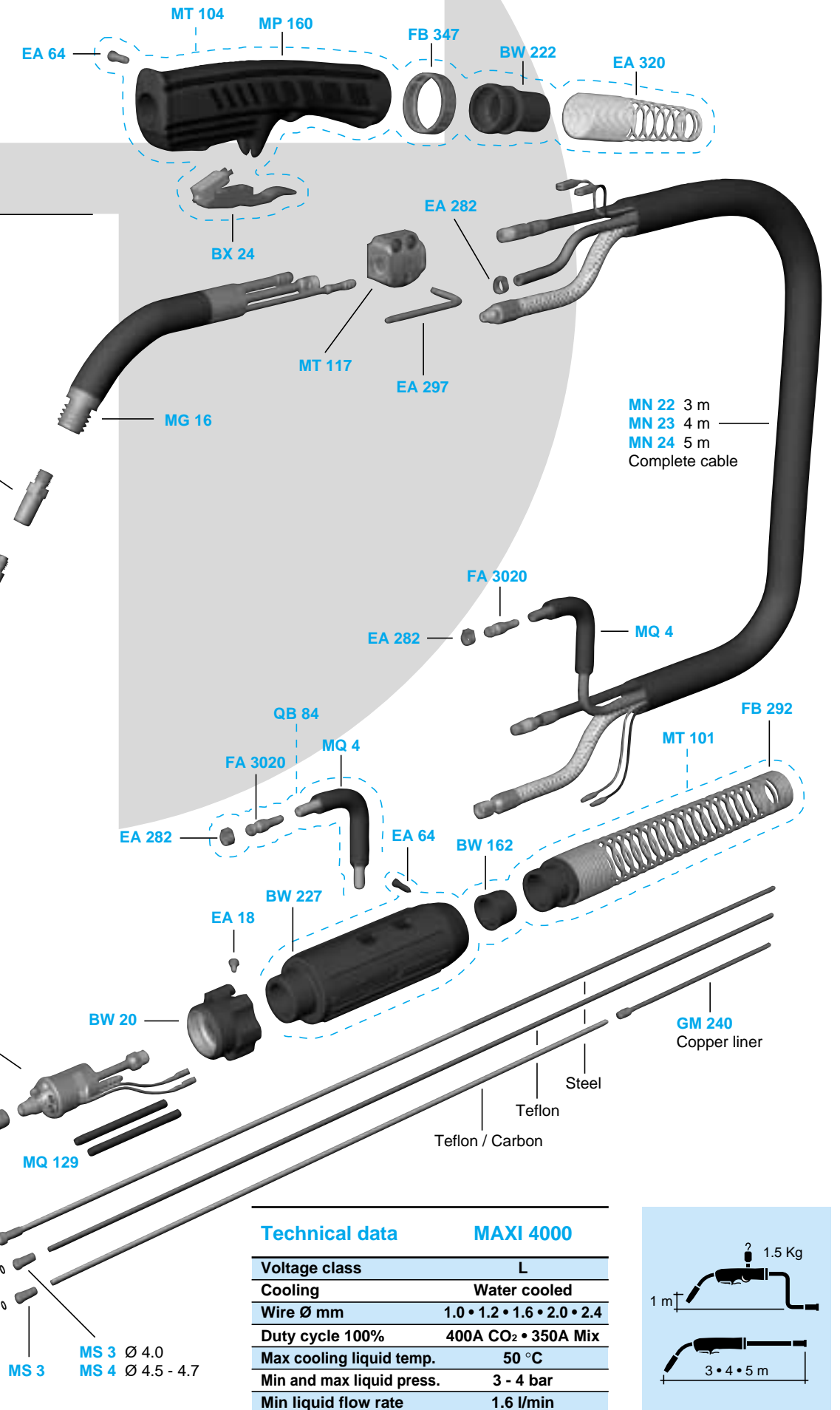
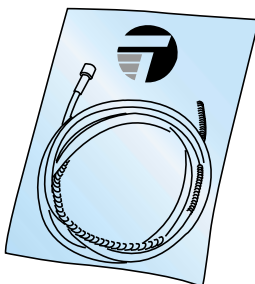


AR 102 Spring pins



AR 103 2 Spring pins
SAF 1 Female pin

m	Special liners for aluminium				
	STEEL	TEFLON	TEFLON	TEFLON-GRAPHITE	CARBON
	Red (wire 1.0 ÷ 1.2)				
3	GM 510	GM 610	GM 715	GM 720	GM 725
4	GM 511	GM 611	GM 716	GM 721	GM 726
5	GM 512	GM 612	GM 717	GM 722	GM 727
	Yellow (wire 1.2 ÷ 1.6)				
3	GM 540	GM 760			
4	GM 541	GM 761			
5	GM 542	GM 762			
	Grey (wire 1.6 ÷ 2.4)				
3	GM 574	-			
4	GM 575	-			
5	GM 576	-			



Technical data	MAXI 4000
Voltage class	L
Cooling	Water cooled
Wire Ø mm	1.0 • 1.2 • 1.6 • 2.0 • 2.4
Duty cycle 100%	400A CO ₂ • 350A Mix
Max cooling liquid temp.	50 °C
Min and max liquid press.	3 - 4 bar
Min liquid flow rate	1.6 l/min

