

**TOPS**  
**100 GL / 100 V / 140 V**

**PLUS**  
**14**



MA0409	2m - 100 GL	Direct	50
MA0427	2m - 140 V	Direct	50
MA0428	2m - 100 V	Direct	50

GL = Gas Less V = Gas Valve



MA0411	3m	Euro	1
MA0412	4m	Euro	1
MA0416	2.5m	Direct	1
MA0417	3m	Direct	1



AR0054	Euro body (m)	1
BW0018	Euro nut plastic	10
BW0073	cable support	10
BW0085	insulator	10
BW0195	back box Ø 14	1
BX0020	trigger	10
EA0018	screw M4x6	50
EA0069	nut M8x1	50
EA0210	o ring Ø 3x1.5	10
EA0285	hose clamp Ø 10.5	10
EA0303	spring 15	10
FA0026	liner nut	10
FB0185	gas diffuser	10
FB0186	torch head	10
GM0218	Ø 0.6-0.9 4m	1
GM0500	Ø 0.6-0.9 3.4m	1
GM0501	Ø 0.6-0.8 4.4m	1
GM0502	Ø 0.6-0.8 5.4m	1
MC0017	Ø 9.5 nozzle	10
MC0018	Ø 12 nozzle	10
MC0019	Ø 16 nozzle	10
MC0020	Ø 16 spot weld. nozzle	10
MC0021	Ø 16 stud weld. nozzle	10
MC0133	Ø 13 nozzle	10
MC0134	Ø 10 nozzle	10
MC0135	Ø 13 spot weld. nozzle	10

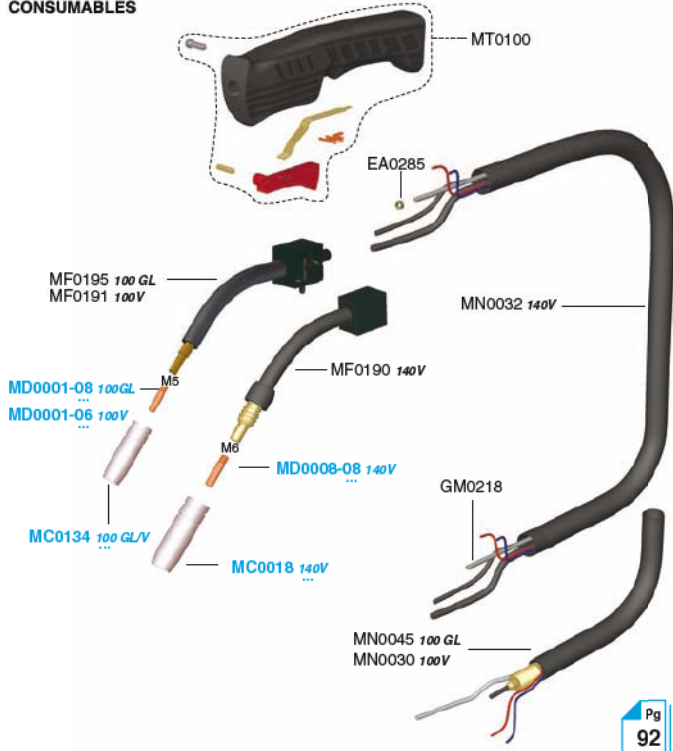


MC0266	Ø 13 tapered nozzle	10
MD0001-06	Ø 0.6m5 tip	50
MD0001-08	Ø 0.8 M5 tip	50
MD0001-09	Ø 0.9 M5 tip	50
MD0008-06	Ø 0.6m6 tip	20
MD0008-08	Ø 0.8 M6 tip	20
MD0008-09	Ø 0.9 M6 tip	20
MD0008-10	Ø 1.0 M6 tip	20
MD0008-12	Ø 1.2 M6 tip	20
MF0058	torch head - 40°	10
MF0190	torch head - 45° - V	1
MF0191	torch head - 45° - V	1
MF0195	torch head - 45°	1
MH0210	14 mm2 2.5m	1
MH0211	14 mm2 3m	1
MH0212	14 mm2 4m	1
MH0216	14 mm2 2.5m	1
MH0219	14 mm2 3m	1
MN0030	assembly cable - 2m	1
MN0032	assembly cable - 2m	1
MN0045	assembly cable - 2m	1
MP0050	black handle Ø 13	1
MQ0003	Ø 8.5x12.5 L=91	10
MQ0129	insulator L=90	10
MS0003	Ø 4.0 Teflon	10
MT0100	complete handle	1

XXXX-XX STANDARD CONSUMABLES IN BLUE

COMPLETE TORCHES CONSUMABLES CONNECTORS SPARE PARTS

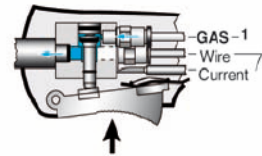
CONSUMABLES



TOPS  
100 GL / 100 V / 140 V



IEC 60974-7



When you push the trigger gas flow (1) opens first and then electric contact (2) closes in order to start welding.



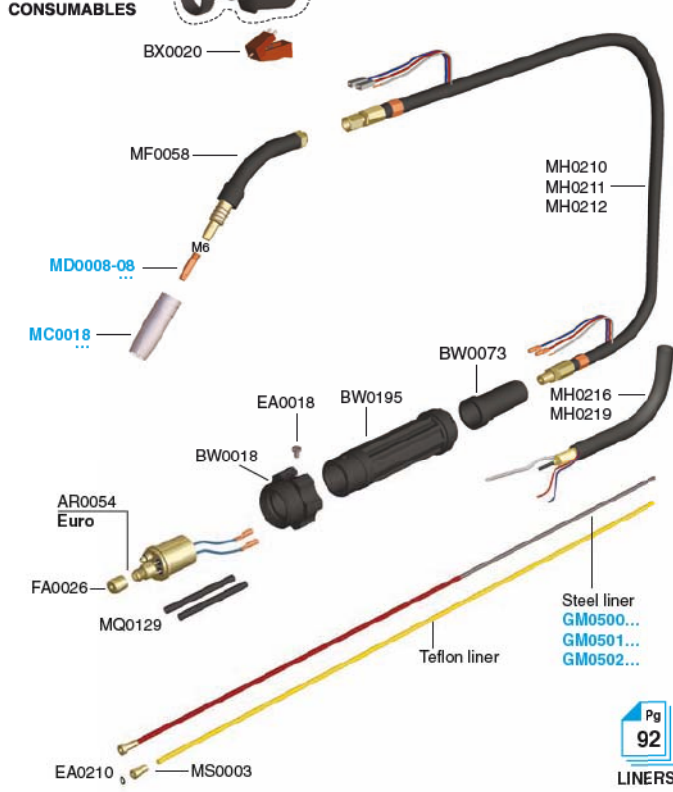
100

V peak	113	Ø mm	0.6 - 0.8 0.9 - 1.0	X	100A CO <sub>2</sub> 100A Mix
--------	-----	------	------------------------	---	----------------------------------

140V

V peak	113	Ø mm	0.6 - 0.8 0.9 - 1.0 - 1.2	X	140A CO <sub>2</sub> 140A Mix
--------	-----	------	------------------------------	---	----------------------------------

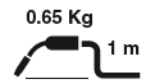
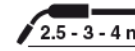
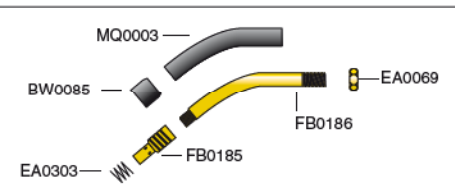
CONSUMABLES



PLUS  
14



IEC 60974-7



V peak

V peak	113	Ø mm	0.6 - 0.8 0.9 - 1.0 - 1.2	X	160A CO <sub>2</sub> 140A Mix
--------	-----	------	------------------------------	---	----------------------------------