

**PACKAGING**

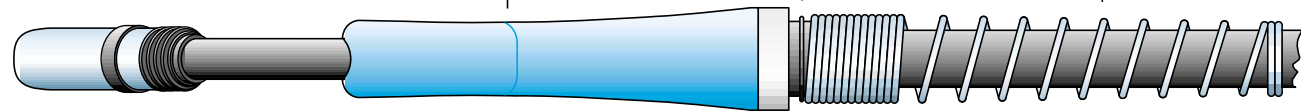


	PLUS 26	ERGOPLUS 26	m	Liner	Adaptor
FIXED PINS	MA 0600	MA 7303	3	GM 510	AR 60
	MA 0601	MA 7304	4	GM 511	AR 60
	MA 0602	MA 7305	5	GM 512	AR 60
SPRING PINS	MA 2600	MA 7343	3	GM 510	AR 54
	MA 2601	MA 7344	4	GM 511	AR 54
	MA 2602	MA 7345	5	GM 512	AR 54

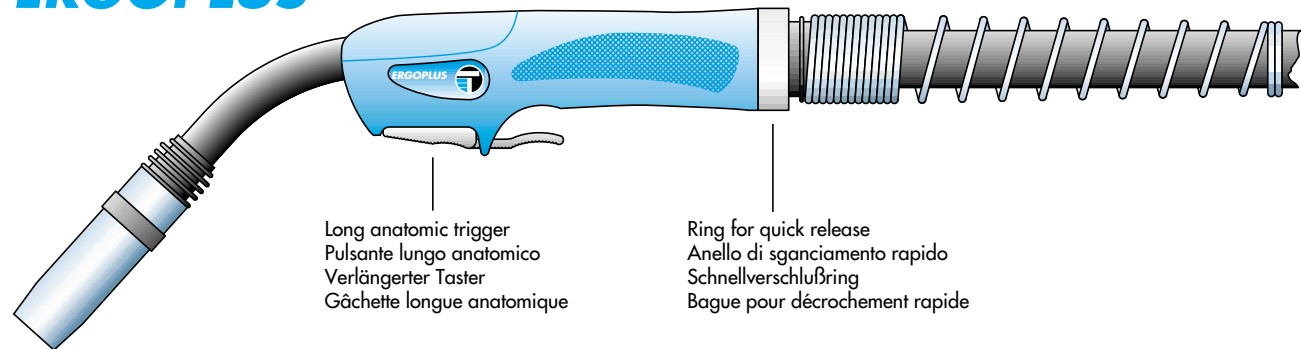
Ergonomical handle with new design  
Impugnatura ergonomica con nuovo design  
Ergonomische Griffschale in neuem Design  
Poignée ergonomique avec nouveau dessein

Spherical joint  
Giunto sferico  
Kugelenk  
Joint sphérique

Protection cable spring  
Molla di protezione cavo  
Knickschutzfeder  
Ressort de protection câble



**ERGOPLUS**



Long anatomic trigger  
Pulsante lungo anatomico  
Verlängerter Taster  
Gâchette longue anatomique

Ring for quick release  
Anello di sganciamento rapido  
Schnellverschlussring  
Bague pour décrochement rapide



**trafimet**<sup>®</sup>  
your welding partner

TRAFIMET spa states that product indicated on this catalogue is manufactured in conformity with the "low voltage" directive CE 73/23 as expected on standard EN 50078. We reserve the right to modify, without notice, any of our products. TRAFIMET spa is the registered owner of all trademarks patents and models. Copyright © March 1997 • by TRAFIMET spa (Print 10/97) EA 0503



EN 50078

**PLUS 26**  
**ERGOPLUS 26**

**MIG TORCHES**

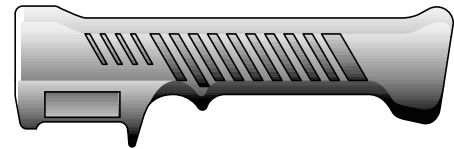
**trafimet**<sup>®</sup>  
your welding partner



**NEW**  
**NEW**

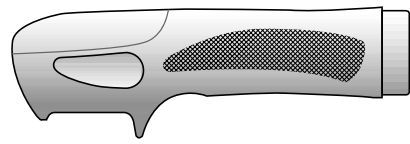
**PLUS HANDLE**

- MP 36 Black • Standard
- MP 37 Red
- MP 38 Blue



**ERGOPLUS HANDLE**

- MP 133 Black
- MP 134 Red
- MP 135 Blue • Standard



- BX 20 • Standard
- BX 67 Microswitch

- BX 24 • Standard
- BX 68 Microswitch

- M6
- MD 9-08 Ø 0.8
- MD 9-09 Ø 0.9
- MD 9-10 Ø 1.0 • Standard
- MD 9-12 Ø 1.2

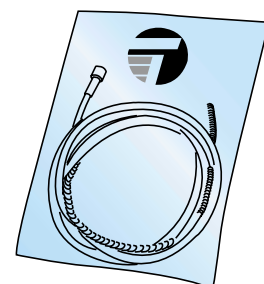
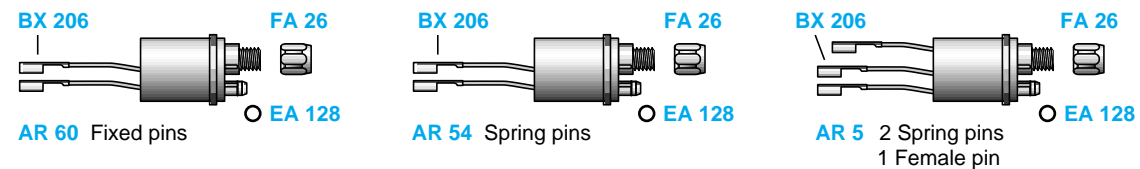
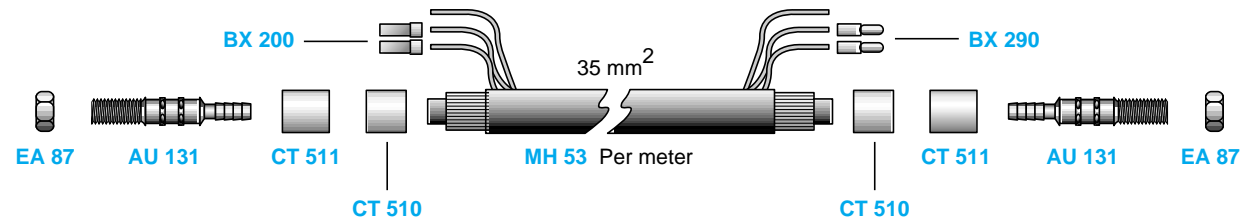
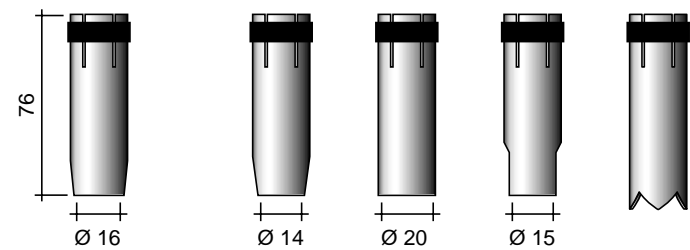
- MD 9-58 Ø 0.8
- MD 9-60 Ø 1.0
- MD 9-62 Ø 1.2

ALUMINIUM

- MD 9-78 Ø 0.8
- MD 9-80 Ø 1.0
- MD 9-82 Ø 1.2

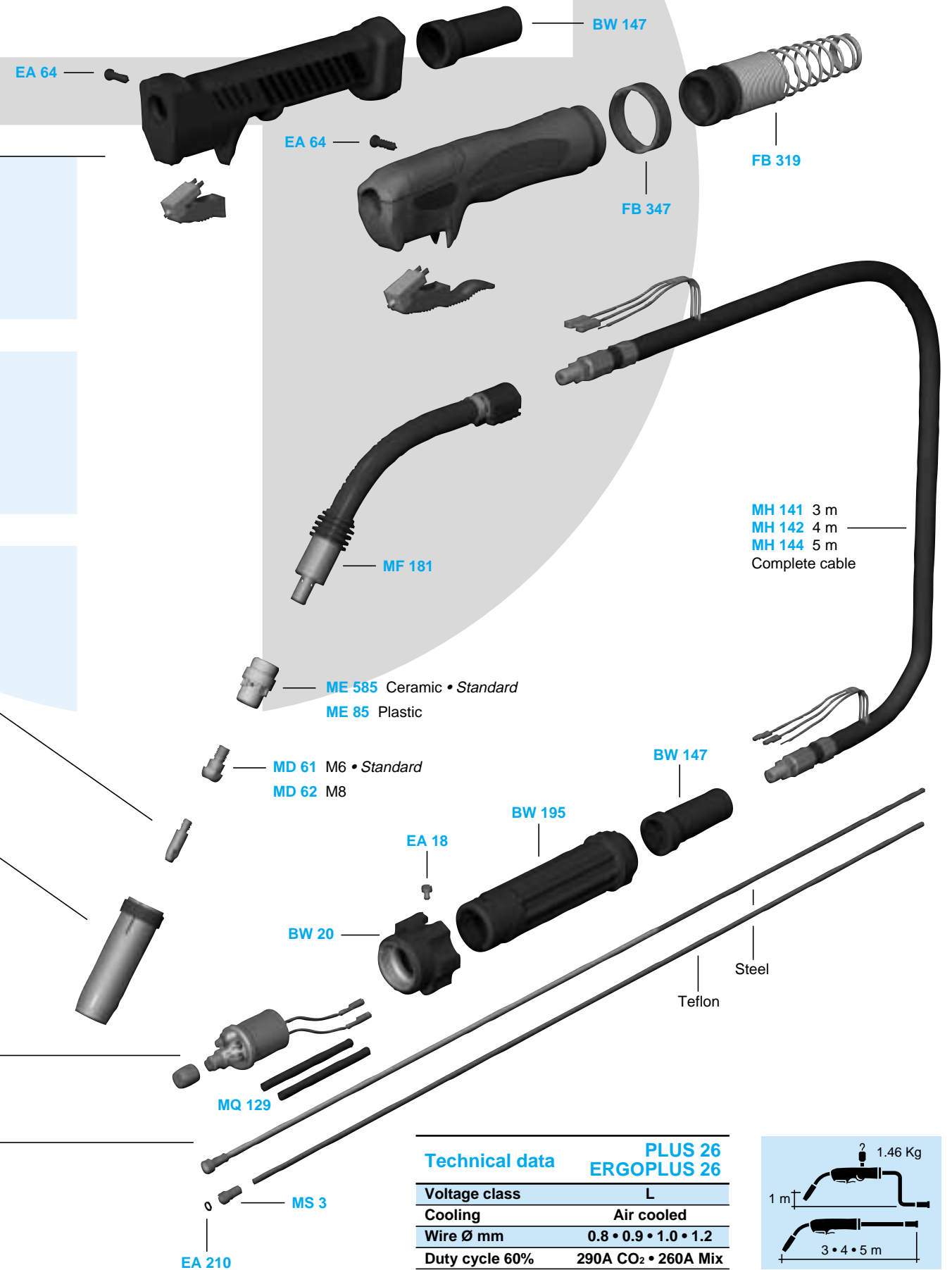
CuCrZr

- MC 268 • Standard
- MC 290
- MC 291
- MC 292
- MC 293



<b>STEEL</b>		
<b>TEFLON</b>		

m	Blue (wire 0.6 + 0.9)	Red (wire 1.0 + 1.2)
3	GM 500	GM 510
4	GM 501	GM 511
5	GM 502	GM 512
3	GM 600	GM 610
4	GM 601	GM 611
5	GM 602	GM 612



Technical data		PLUS 26 ERGOPLUS 26
Voltage class	L	
Cooling	Air cooled	
Wire Ø mm	0.8 • 0.9 • 1.0 • 1.2	
Duty cycle 60%	290A CO <sub>2</sub> • 260A Mix	

