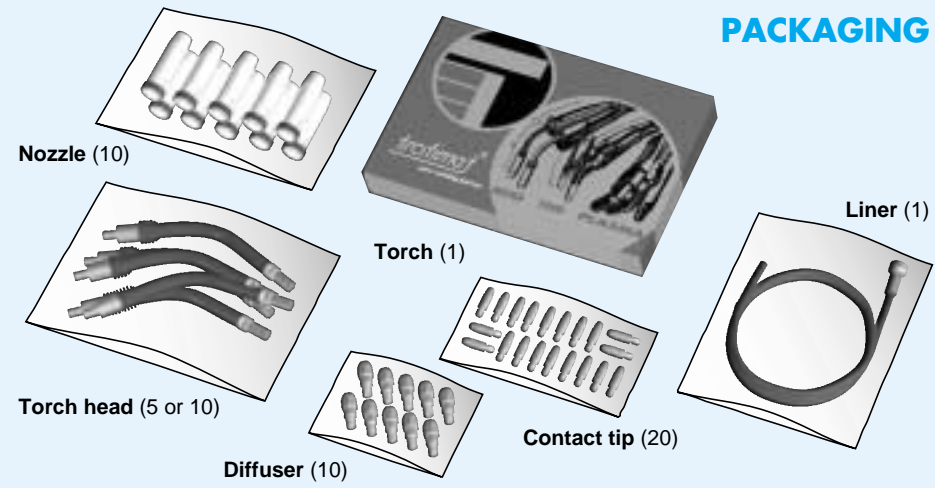




### PACKAGING



Nozzle (10)

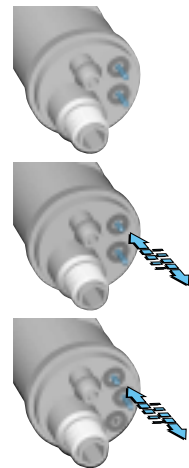
Torch (1)

Liner (1)

Torch head (5 or 10)

Diffuser (10)

Contact tip (20)



**ERGOPLUS 500** m    **Liner**    **Adaptor**    **Trigger**

EURO FIXED PINS	<b>MB 7803</b>	3	GM 530	AR 59	BX 24
	<b>MB 7804</b>	4	GM 531	AR 59	BX 24
	<b>MB 7805</b>	5	GM 532	AR 59	BX 24
EURO SPRING PINS	<b>MB 7843</b>	3	GM 530	AR 52	BX 24
	<b>MB 7844</b>	4	GM 531	AR 52	BX 24
	<b>MB 7845</b>	5	GM 532	AR 52	BX 24
EURO-SAF SPRING PINS 3 CONTACTS	<b>MB 7863</b>	3	GM 530	AR 105	BX 68
	<b>MB 7864</b>	4	GM 531	AR 105	BX 68
	<b>MB 7865</b>	5	GM 532	AR 105	BX 68

#### Wire conduit

**QB 72** 3 m  
**QB 73** 4 m  
**QB 74** 5 m

#### Control leads

**BX 156** 3 m  
**BX 157** 4 m  
**BX 158** 5 m

#### Gas hose

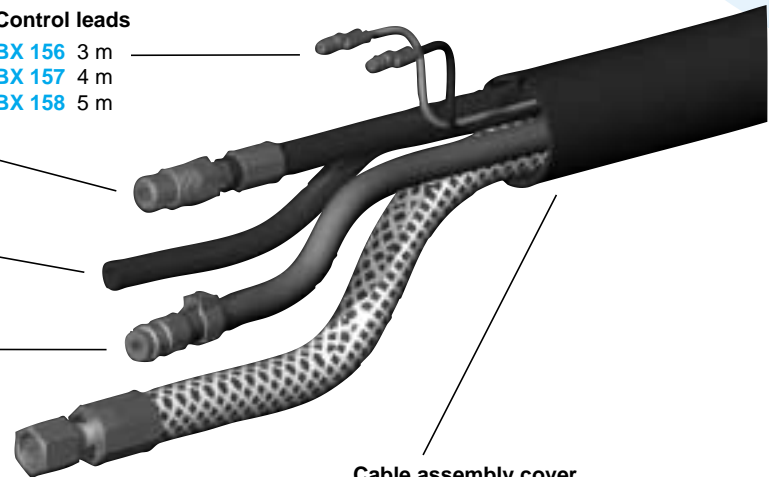
**QB 80** 3 m  
**QB 81** 4 m  
**QB 82** 5 m

#### Water inlet hose

**QB 76** 3 m  
**QB 77** 4 m  
**QB 78** 5 m

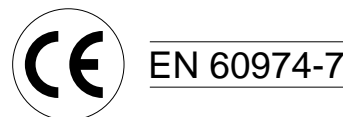
#### Water and power cable

**QA 19** 3 m  
**QA 20** 4 m  
**QA 21** 5 m



#### Cable assembly cover

**MQ 205** 3 m  
**MQ 206** 4 m  
**MQ 207** 5 m



# ERGOPLUS 500

## MIG TORCHES

# trafimet®

*your welding partner*



## trafimet®

*your welding partner*

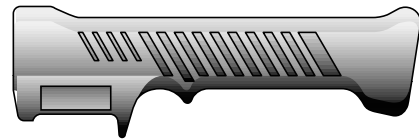
TRAFIMET spa claim that all items on this catalogue are manufactured in conformity with the "low voltage" CE 73/23 directive as per EN 60974-7 standard. The company reserve the right to modify any products without notice. TRAFIMET spa is the registered owner of all trademarks, patents and models.

Copyright © 1997 Trafimet Spa. All rights reserved. Print date 06/00

EA 0506

PLUS HANDLE

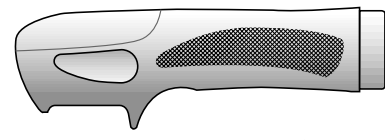
MP 36 Black



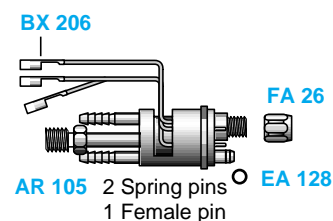
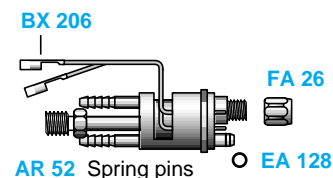
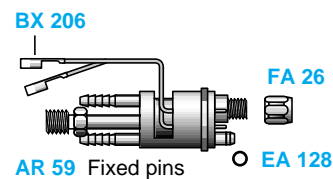
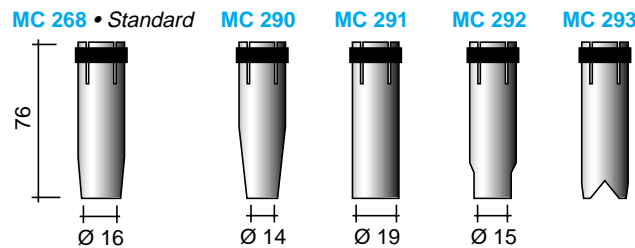
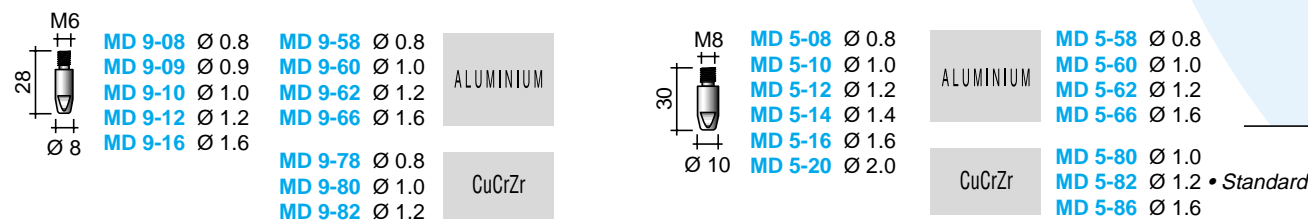
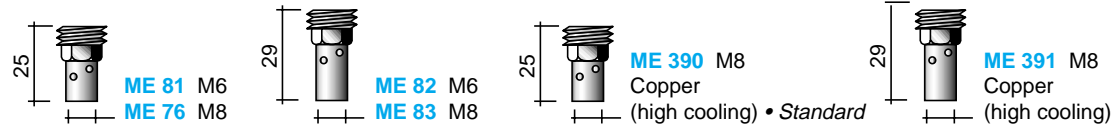
BX 20 BX 67 Microswitch

ERGOPLUS HANDLE

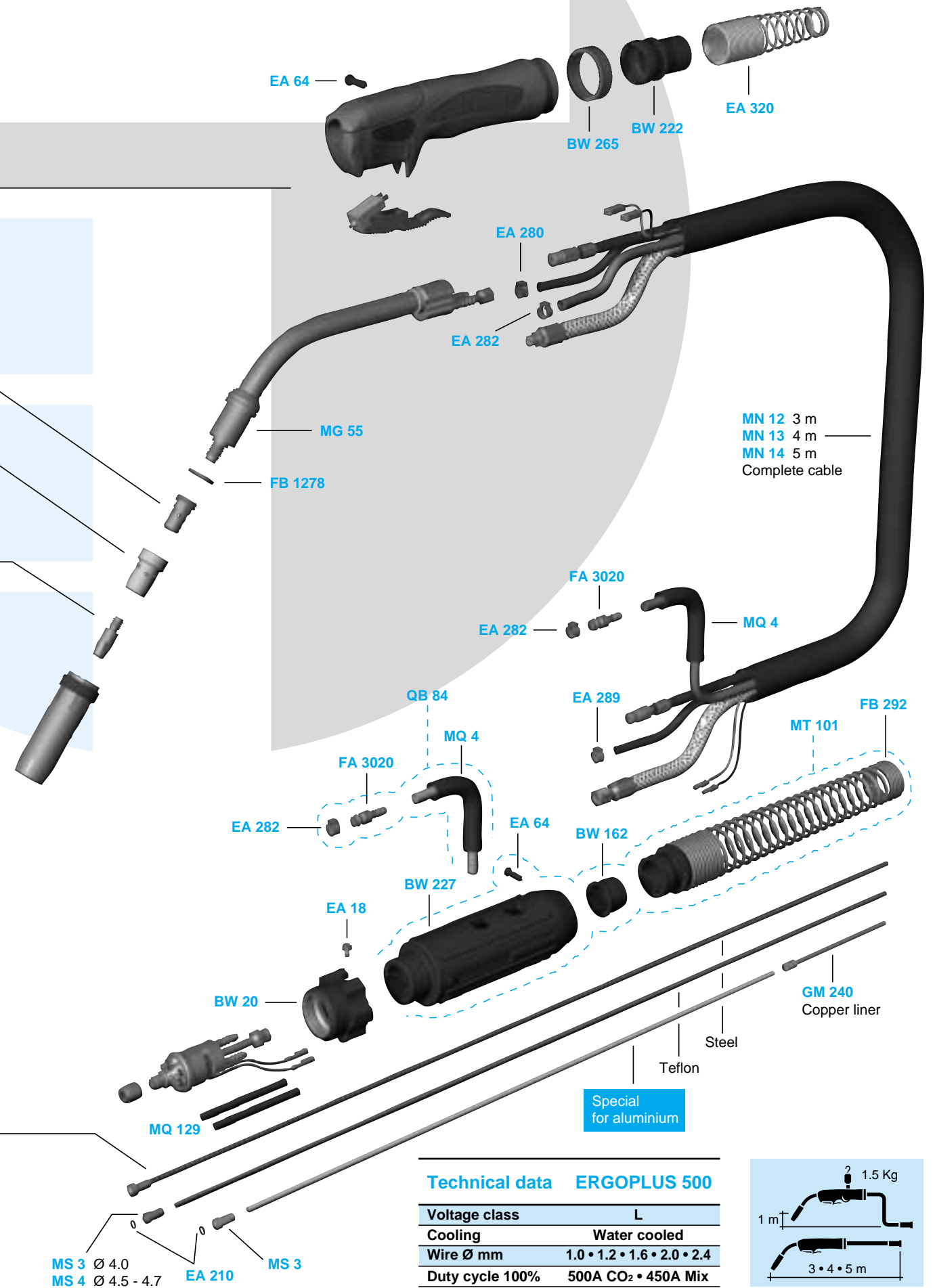
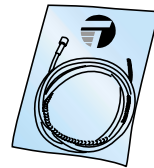
MP 133 Black  
MP 134 Red  
MP 135 Blue • Standard



BX 24 • Standard BX 68 Microswitch



		Special liners for aluminium with GM 240 liner included		
STEEL TEFLON		TEFLON TEFLON-GRAPHITE CARBON		
m		Blue (wire 0.8 + 1.0)		
3	GM 522	GM 600	GM 710	
4	GM 523	GM 601	GM 711	
5	GM 524	GM 602	GM 712	
m		Red (wire 1.0 + 1.2)		
3	GM 526	GM 610	GM 715	GM 720 GM 725
4	GM 527	GM 611	GM 716	GM 721 GM 726
5	GM 528	GM 612	GM 717	GM 722 GM 727
m		Yellow (wire 1.2 + 1.6)		
3	GM 530	GM 760		
4	GM 531	GM 761		
5	GM 532	GM 762		
m		(wire 2.0 + 2.4)		
3	GM 534			
4	GM 535			
5	GM 536			



Technical data ERGOPLUS 500	
Voltage class	L
Cooling	Water cooled
Wire Ø mm	1.0 • 1.2 • 1.6 • 2.0 • 2.4
Duty cycle 100%	500A CO <sub>2</sub> • 450A Mix

